

# INNOVASSYNTH INVESTMENTS LIMITED

Regd. Office: Flat No. C-2/3, KMC No. 91, Innovassynth Colony, Khopoli-410203,  
Maharashtra, INDIA.

Tel.: +91-2192-260100, 262828, 263328. Website: [www.innovassynthinvestments.com](http://www.innovassynthinvestments.com)  
Fax: +91-2192-263628. E-mail: [secretarial@innovassynthinvestments.in](mailto:secretarial@innovassynthinvestments.in)  
CIN: L67120MH2008PLC178923

---

10<sup>th</sup> April, 2015

Corporate Relationship Department

Bombay Stock Exchange Limited

Phiroze Jeejeebhoy Towers,

Dalal Street, Mumbai: 400 001

Scrip Code: 533315

Sub: Shareholding Pattern under Clause 35 of the Listing Agreement for the Quarter ended 31<sup>st</sup> March, 2015.

Dear Sir,

Copy of the Shareholding Pattern under clause 35 of the Listing Agreement for quarter ended 31<sup>st</sup> March, 2015 is attached herewith.

Kindly take the above on your records and acknowledge receipt.

Thanking You,

Yours Faithfully,

**FOR INNOVASSYNTH INVESTMENTS LIMITED**




**RATNESH KUMAR PANDEY**

**Company Secretary**

Encl: As above


## Introductory sub-table (I)(a)

<b>Name of the Company: INNOVASSYNTH INVESTMENTS LTD</b>			
Scrip Code:533315		Name of the scrip: INOVSYNTH class of security:EQUITY	
<b>QUARTER ENDED: 31.03.2015</b>			
<b>Partly paid-up shares:-</b>	<b>No. of partly paid-up shares</b>	<b>As a % of total no. of partly paid-up shares</b>	<b>As a % of total no. of shares of the company</b>
Held by promoter/promoter group	0	0	0
Held by public	0	0	0
<b>Total - D</b>	<b>0</b>	<b>0</b>	<b>0</b>
<b>Outstanding convertible securities:-</b>	<b>No. of outstanding securities</b>	<b>As a % of total no. of outstanding convertible securities</b>	<b>As a % of total no. of shares of the company, assuming full conversion of the convertible securities</b>
Held by promoter/promoter group	0	0	0
Held by public	0	0	0
<b>Total - E</b>	<b>0</b>	<b>0</b>	<b>0</b>
<b>Warrants:-</b>	<b>No. of warrants</b>	<b>As a % of total no. of warrants</b>	<b>As a % of total no. of shares of the company, assuming full conversion of warrants</b>
Held by promoter/promoter group	0	0	0
Held by public	0	0	0
<b>Total - F</b>	<b>0</b>	<b>0</b>	<b>0</b>
<b>Total paid-up capital of the company, assuming full conversion of warrants and convertible securities</b>		<b>24278035</b>	




**Statement Showing Shareholding Pattern**

		Table (I)(a)			Total shareholding as a percentage of total number of shares		Shares Pledged or otherwise encumbered	
Category code	Category of Shareholder	Number of Shareholders	Total number of shares	Number of shares held in dematerialized form	As a percentage of (A+B) <sup>1</sup>	As a percentage of (A+B+C)	Number of shares	As a percentage
(I)	(II)	(III)	(IV)	(V)	(VI)	(VII)	(VIII)	(IX)= (VIII)/(IV)*100
<b>(A)</b>	<b>Shareholding of Promoter and</b>							
<b>1</b>	<b>Indian</b>							
(a)	Individuals/ Hindu Undivided Family				0.00	0.00	0.00	0.00
(b)	Central Government/ State Government(s)	0			0.00	0.00	0.00	0.00
(c)	Bodies Corporate	4	8838067	8838067	36.40	36.40	0.00	0.00
(d)	Financial Institutions/ Banks		0	0	0.00	0.00	0.00	0.00
(e)	Any Others(Specify)	0	0	0	0.00	0.00	0.00	0.00
(e-i)					0.00	0.00	0.00	0.00
(e-ii)					0.00	0.00	0.00	0.00
							0.00	
	<b>Sub Total(A)(1)</b>	<b>4</b>	<b>8838067</b>	<b>8838067</b>	<b>36.40</b>	<b>36.40</b>		<b>0.00</b>
<b>2</b>	<b>Foreign</b>							
a	Individuals (Non-Residents Individuals/ Foreign Individuals)	0	0	0	0.00	0.00	0.00	0.00
b	Bodies Corporate	0	0	0	0.00	0.00	0.00	0.00
c	Institutions	0	0	0	0.00	0.00	0.00	0.00
d	Qualified Foreign Investor	0	0	0	0.00	0.00	0.00	0.00
d-i	Any Others(Specify)						0.00	0.00
d-ii							0.00	0.00
	<b>Sub Total(A)(2)</b>	<b>0</b>	<b>0</b>	<b>0</b>	<b>0.00</b>	<b>0.00</b>	<b>0.00</b>	<b>0.00</b>
	<b>Total Shareholding of</b>	<b>4</b>	<b>8838067</b>	<b>8838067</b>	<b>36.40</b>	<b>36.40</b>	<b>0.00</b>	<b>0.00</b>
<b>(B)</b>	<b>Public shareholding</b>							
<b>1</b>	<b>Institutions</b>							
(a)	Mutual Funds/ UTI	13	72292	399	0.30	0.30	0.00	0.00
(b)	Financial Institutions / Banks	49	11991	3708	0.05	0.05	0.00	0.00
(c)	Central Government/ State Government(s)	0	0	0	0.00	0.00	0.00	0.00
(d)	Venture Capital Funds	0	0	0	0.00	0.00	0.00	0.00
(e)	Insurance Companies	5	1316869	1316653	5.42	5.42	0.00	0.00
(f)	Foreign Institutional Investors	6	3276	0	0.01	0.01	0.00	0.00
(g)	Foreign Venture Capital Investors	0	0	0	0.00	0.00		
(h)	Qualified Foreign Investor	0	0	0	0.00	0.00		
(h-i)	Any Other (specify)				0.00	0.00	0.00	0.00
(h-ii)					0.00	0.00		
	<b>Sub-Total (B)(1)</b>	<b>73</b>	<b>1404428</b>	<b>1320760</b>	<b>5.78</b>	<b>5.78</b>	<b>0.00</b>	<b>0.00</b>
							0.00	0.00
<b>B 2</b>	<b>Non-institutions</b>						0.00	0.00
(a)	Bodies Corporate	423	1639190	1597127	6.75	6.75	0.00	0.00
(b)	Individuals							




I	Individuals -i. Individual shareholders holding nominal share capital up to Rs 1 lakh	33166	6085644	5032735	25.07	25.07	0.00	0.00
II	ii. Individual shareholders holding nominal share capital in	106	4205997	4205997	17.32	17.32		
(c)	Qualified Foreign Investor	0	0	0	0.00	0.00	0	0.00
(d)	Any Other (specify)							
(d-i)	Others	0	0	0	0.00	0.00	0.00	0.00
(d-ii)	Clearing member	9	4675	4675	0.02	0.02	0.00	0.00
(d-iii)	NRIs	153	504161	501988	2.08	2.08	0.00	0.00
(d-iv)	Overseas Corporate Bodies	4	1042584	0	4.29	4.29	0.00	0.00
(d-v)	Foreign Corp Bodies (Including F	0	0	0	0.00	0.00	0.00	0.00
(d-vi)	Customers	0	0	0	0.00	0.00	0.00	0.00
(d-vii)	Suppliers	0	0	0	0.00	0.00	0.00	0.00
(d-viii)	Foreign Nationals	0	0	0	0.00	0.00	0.00	0.00
(d-ix)	Trusts	19	8757	1747	0.04	0.04	0.00	0.00
(d-x)	Foreign (Promoters)	0	0	0	0.00	0.00	0.00	0.00
(d-xi)	Directors Relatives	4	32679	32669	0.13	0.13	0.00	0.00
(d-xii)	Hindu Undivided Families	399	511853	511853	2.11	2.11	0.00	0.00
		0	0	0	0.00	0.00	0	0.00
	<b>Sub-Total (B)(2)</b>	<b>34283</b>	<b>14035540</b>	<b>11888791</b>	<b>57.81</b>	<b>57.81</b>	<b>0.00</b>	<b>0.00</b>
(B)	<b>Total Public Shareholding (B)= (B)(1)+(B)(2)</b>	<b>34356</b>	<b>15439968</b>	<b>13209551</b>	<b>63.60</b>	<b>63.60</b>	<b>0.00</b>	<b>0.00</b>
	<b>TOTAL (A)+(B)</b>	<b>34360</b>	<b>24278035</b>	<b>22047618</b>	<b>100.00</b>	<b>100.00</b>	<b>0.00</b>	<b>0.00</b>
(C)	<b>Shares held by Custodians and against which Depository Receipts have been issued</b>							
1	Promoter and Promoter Group	0	0	0	0	0.00	0	0
2	Public	0	0	0	0	0.00	0	0
	<b>Sub-Total (C)</b>	<b>0</b>	<b>0</b>	<b>0</b>	<b>0</b>	<b>0</b>	<b>0</b>	<b>0</b>
	<b>GRAND TOTAL (A)+(B)+(C)</b>	<b>34360</b>	<b>24278035</b>	<b>22047618</b>	<b>100.00</b>	<b>100.00</b>	<b>0</b>	<b>0.00</b>



(1)(b) Statement showing holding of securities (including shares, warrants, convertible securities) of persons belonging to the category "Promoter and Promoter Group"

Sr. No.	Name of the shareholder	Details of Shares held			Encumbered shares (*)			Details of Warrants			Details of convertible securities		Total shares (including underlying shares assuming full conversion of warrants and convertible securities) as a % of diluted share capital
		Number of shares held	As a % of grand total (A)+(B)+(C)	No.	As a percentage (VI)=(V)/(III)*100	As a % of grand total (A)+(B)+(C) of sub-clause I(a)	Number of warrants held	As a % total number of warrants of the same class	Number of convertible securities held	As a % total number of convertible securities of the same class			
(i)	(ii)	(iii)	(iv)	(v)	(vi)=(v)/(iii)*100	(vii)	(viii)	(ix)	(x)	(xi)	(xii)		
1	FUTURA POLYESTERS LIMITED	49940	0.21	0	0.00	0.00	0	0	0	0	0.21		
2	MATSYAGANDHA INVESTMENT AND FINANCE PRIVATE	2234643	9.20	0	0.00	0.00	0	0	0	0	9.20		
3	BLOOMINGDALE INVESTMENT & FINANCE PRIVATE LIMI	2412414	9.94	0	0.00	0.00	0	0	0	0	9.94		
4	BHUPATI INVESTMENTS AND FINANCE PRIVATE LIMITED	4141070	17.06	0	0.00	0.00	0	0	0	0	17.06		
<b>TOTAL</b>		<b>8838067</b>	<b>36.40</b>	<b>0</b>	<b>0.00</b>	<b>0.00</b>	<b>0</b>	<b>0</b>	<b>0</b>	<b>0</b>	<b>36.40</b>		

(\*) The term "encumbrance" has the same meaning as assigned to it in regulation 28(3) of the SAST Regulations, 2011




(D)(c)(i) Statement showing holding of securities (including shares, warrants, convertible securities) of persons belonging to the category "Public" and holding more than 1% of the total number of shares

Sr. No.	Name of the shareholder	Number of shares held	Shares as a percentage of total number of shares {i.e., Grand Total (A)+(B)+(C) indicated in Statement at para (D)(a) above}	Details of warrants			Details of convertible securities		Total shares (including underlying shares assuming full conversion of warrants and convertible securities) as a % of diluted share capital
				Number of warrants held	As a % total number of warrants of the same class	Number of convertible securities held	% w.r.t total number of convertible securities of the same class		
1	LIFE INSURANCE CORP OF INDIA	1095613	4.51	0	0	0	0	4.51	
2	R.RAHEJA PROPERTIES PVT LTD	681854	2.81	0	0	0	0	2.81	
3	DIPAK KANAYALAL SHAH	360000	1.48	0	0	0	0	1.48	
4	KADAMBARAJAJENDRA SHAH	300025	1.24	0	0	0	0	1.24	
5	SUDHIR KESHAVJI SAMPAT	353966	1.46	0	0	0	0	1.46	
6	KAHINI RAJENDRA SHAH	300025	1.24	0	0	0	0	1.24	
7	PERSIPHONE INVESTMENT LTD	765280	3.15	0	0	0	0	3.15	
<b>TOTAL</b>		<b>3856763</b>	<b>15.89</b>	<b>0</b>	<b>0</b>	<b>0</b>	<b>0</b>	<b>15.89</b>	




**(1)(c)(ii) Statement showing holding of securities (including shares, warrants, convertible securities) of persons (together with PAC) belonging to the category "Public" and holding more than 5% of the total number of shares of the company**

Sr. No.	Name(s) of the shareholder(s) and the Persons Acting in Concert (PAC) with them	Number of shares	Shares as a percentage of total number of shares {i.e., Grand Total (A)+(B)+(C) indicated in Statement at para (1)(a) above}	Details of warrants		Details of convertible securities		Total shares (including underlying shares assuming full conversion of warrants and convertible securities) as a % of diluted share capital
				Number of warrants	As a % total number of warrants of the same class	Number of convertible securities held	% w.r.t total number of convertible securities of the same class	
	NIL		0.00	0	0	0	0	0
			0.00	0	0	0	0	0
<b>TOTAL</b>								



(1)(d) Statement showing details of locked-in shares


Sr. No.	Name of the shareholder	Number of locked-in shares	Locked-in shares as a percentage of total number of shares {i.e., Grand Total (A)+(B)+(C) indicated in Statement at para (1)(a) above}	Promoter/Promter Group/Public
	NIL	0	0.00	





(11)(a) Statement showing details of Depository Receipts (DRs)

Sr. No.	Type of outstanding DR (ADRs, GDRs, SDRs, etc.)	Number of outstanding DRs	Number of shares underlying outstanding DRs	Shares underlying outstanding DRs as a percentage of total number of shares {i.e., Grand Total (A)+(B)+(C) indicated in Statement at para (1)(a) above}
1	NIL			0.00
				0.00
<b>TOTAL</b>		<b>0</b>	<b>0</b>	<b>0.00</b>



(11)(b) Statement showing holding of Depository Receipts (DRs), where underlying shares held by "promoter/promoter group" are in excess of 1% of the total number of shares

Sr. No.	Name of the DR Holder	Type of outstanding DR (ADRs, GDRs, SDRs, etc.)	Number of shares underlying outstanding DRs	Shares underlying outstanding DRs as a percentage of total number of shares {i.e., Grand Total (A)+(B)+(C) indicated in Statement at para (1)(a) above}
1	NIL			0.00
				0.00
<b>TOTAL</b>				



II (a) Statement showing the voting pattern of shareholders, if more than one class of shares/securities is issued by the issuer.

(Give description of voting rights for each class of security Class X, Class Y, Class Z)

Category code	Category of shareholder	Number of Voting Rights held in each class of			Total Voting Rights (III+IV+V) (VI)	Total Voting Rights (VI)	
		Class X (IV)	Class Y (V)	Class Z (VI)		As a % of (A+B) (VII)	As a % of (A+B+C) (VIII)
(I)	(II)						
<b>(A)</b>	<b>Promoter and Promoter Group</b>						
<b>(1)</b>	<b>Indian</b>						
(a)	Individuals/Hindu Undivided Family						
(b)	Central/State Government(s)						
(c)	Bodies Corporate						
(d)	Financial Institutions/Banks						
(e)	Any Other (specify)						
	<b>Sub-Total (A) (1)</b>	<b>N.A.</b>	<b>N.A.</b>	<b>N.A.</b>	<b>N.A.</b>	<b>N.A.</b>	<b>N.A.</b>
<b>(2)</b>	<b>Foreign</b>						
(a)	Individuals (Non Resident/Foreign)						
(b)	<b>Bodies Corporate</b>						
(c)	Institutions						
(d)	Any Other (specify)						
	<b>Sub-Total (A)(2)</b>	<b>N.A.</b>	<b>N.A.</b>	<b>N.A.</b>	<b>N.A.</b>	<b>N.A.</b>	<b>N.A.</b>
	Total Shareholding of Promoter and Promoter Group (A)=(A)(1) + (A)(2)						
<b>(B)</b>	<b>Public Shareholding</b>						
<b>(1)</b>	<b>Institutions</b>						
(a)	Mutual Funds/UTI						
(b)	Financial Institutions/Banks						
(c)	Central/State Government(s)						
(d)	Venture Capital Funds						
(e)	Insurance Companies						
(f)	Foreign Institutional Investors						
(g)	Foreign Venture Capital Investors						
(h)	Any Other (specify)						
	<b>Sub-Total (B) (1)</b>	<b>N.A.</b>	<b>N.A.</b>	<b>N.A.</b>	<b>N.A.</b>	<b>N.A.</b>	<b>N.A.</b>
<b>(2)</b>	<b>Non Institutions</b>						
(a)	Bodies Corporate						
(b)	<b>Individuals</b>						
	i. Individual shareholders holding nominal share capital upto Rs. 1 lakh						
	ii. Individual shareholders holding nominal share capital in excess of Rs. 1 lakh.						
(c)	Any Other (specify)						
	<b>Sub-Total (B) (2)</b>	<b>N.A.</b>	<b>N.A.</b>	<b>N.A.</b>	<b>N.A.</b>	<b>N.A.</b>	<b>N.A.</b>
	<b>TOTAL (A) + (B)</b>	<b>N.A.</b>	<b>N.A.</b>	<b>N.A.</b>	<b>N.A.</b>	<b>N.A.</b>	<b>N.A.</b>
<b>(C)</b>	Shares held by Custodians and against which Depository Receipts have been issued						
	<b>GRAND TOTAL (A)+(B)+(C)</b>	<b>N.A.</b>	<b>N.A.</b>	<b>N.A.</b>	<b>N.A.</b>	<b>N.A.</b>	<b>N.A.</b>

