



Introductory sub-table (I)(a)

Name of the Company: INNOVASSYNTH INVESTMENTS LTD			
Scrip Code:533315		Name of the scrip: INOVSYNTH class of security:EQUITY	
QUARTER ENDED: 30.09.2013			
Partly paid-up shares:-	No. of partly paid-up shares	As a % of total no. of partly paid-up shares	As a % of total no. of shares of the company
Held by promoter/promoter group	0	0	0
Held by public	0	0	0
Total - D	0	0	0
Outstanding convertible securities:-	No. of outstanding securities	As a % of total no. of outstanding convertible securities	As a % of total no. of shares of the company, assuming full conversion of the convertible securities
Held by promoter/promoter group	0	0	0
Held by public	0	0	0
Total - E	0	0	0
Warrants:-	No. of warrants	As a % of total no. of warrants	As a % of total no. of shares of the company, assuming full conversion of warrants
Held by promoter/promoter group	0	0	0
Held by public	0	0	0
Total - F	0	0	0
Total paid-up capital of the company, assuming full conversion of warrants and convertible securities		24278035	



Statement Showing Shareholding Pattern

Table (I)(a)								
Category code	Category of Shareholder	Number of Shareholders	Total number of shares	Number of shares held in dematerialized form	Total shareholding as a percentage of total number of shares		Shares Pledged or otherwise encumbered	
					As a percentage of (A+B) ¹	As a percentage of (A+B+C)	Number of shares	As a percentage
ended: 29	(II)	(III)	(IV)	(V)	(VI)	(VII)	(VIII)	IX) = (VIII)/(IV)*100
(A)	Shareholding of Promoter and							
1	Indian							
(a)	Individuals/ Hindu Undivided Family	0	0	0	0.00	0.00	0.00	0.00
(b)	Central Government/ State Government(s)	0			0.00	0.00	0.00	0.00
(c)	Bodies Corporate	18	7863113	7863113	32.39	32.39	0.00	0.00
(d)	Financial Institutions/ Banks	0	0	0	0.00	0.00	0.00	0.00
(e)	Any Others(Specify)	0	0	0	0.00	0.00	0.00	0.00
(e-i)					0.00	0.00	0.00	0.00
(e-ii)					0.00	0.00	0.00	0.00
							0.00	
	Sub Total(A)(1)	18	7863113	7863113	32.39	32.39		0.00
2	Foreign							
a	Individuals (Non-Residents)							
	Individuals/ Foreign Individuals)	0	0	0	0.00	0.00	0.00	0.00
b	Bodies Corporate	0	0	0	0.00	0.00	0.00	0.00
c	Institutions	0	0	0	0.00	0.00	0.00	0.00
d	Qualified Foreign Investor	0	0	0	0.00	0.00	0.00	0.00
d-i	Any Others(Specify)						0.00	0.00
d-ii							0.00	0.00
	Sub Total(A)(2)	0	0	0	0.00	0.00	0.00	0.00
	Total Shareholding of	18	7863113	7863113	32.39	32.39	0.00	0.00
(B)	Public shareholding							
1	Institutions							
(a)	Mutual Funds/ UTI	14	72302	409	0.30	0.30	0.00	0.00
(b)	Financial Institutions / Banks	49	11991	3708	0.05	0.05	0.00	0.00
(c)	Central Government/ State Government(s)	0	0	0	0.00	0.00	0.00	0.00
(d)	Venture Capital Funds	0	0	0	0.00	0.00	0.00	0.00
(e)	Insurance Companies	5	1316869	1316653	5.42	5.42	0.00	0.00
(f)	Foreign Institutional Investors	6	3276	0	0.01	0.01	0.00	0.00
(g)	Foreign Venture Capital Investors	0	0	0	0.00	0.00		
(h)	Qualified Foreign Investor	0	0	0	0.00	0.00		
(h-i)	Any Other (specify)				0.00	0.00	0.00	0.00
(h-ii)					0.00	0.00		
	Sub-Total (B)(1)	74	1404438	1320770	5.78	5.78	0.00	0.00
							0.00	0.00
B 2	Non-institutions						0.00	0.00
(a)	Bodies Corporate	457	2404503	2362454	9.90	9.90	0.00	0.00
(b)	Individuals				0.00	0.00	0.00	




I	Individuals -i. Individual shareholders holding nominal share capital up to Rs 1 lakh	34770	6474629	5391279	26.67	26.67	0.00	0.00
II	ii. Individual shareholders holding nominal share capital in	103	4071141	4071141	16.77	16.77		
(c)	Qualified Foreign Investor	0	0	0	0.00	0.00	0.00	0.00
(c-i)	Trusts	19	8757	1747	0.04	0.04		
(c-ii)	Directors & Relatives	4	32679	32669	0.13	0.13	0.00	0.00
(c-iii)	Non Resident Indians	165	506582	504409	2.09	2.09	0.00	0.00
(c-iv)	Overseas Corporate Bodies	4	1042584	0	4.29	4.29	0.00	0.00
(c-v)	Clearing Members	9	6631	6631	0.03	0.03	0.00	0.00
(c-vi)	Hindu Undivided Families	419	462978	462978	1.91	1.91	0.00	0.00
		0	0	0	0.00	0.00	0	0.00
	Sub-Total (B)(2)	35950	15010484	12833308	61.83	61.83	0.00	0.00
(B)	Total Public Shareholding (B)= (B)(1)+(B)(2)	36024	16414922	14154078	67.61	67.61	0.00	0.00
	TOTAL (A)+(B)	36042	24278035	22017191	100.00	100.00	0.00	0.00
(C)	Shares held by Custodians and against which Depository Receipts have been issued							
1	Promoter and Promoter Group	0	0	0	0	0.00	0	0
2	Public	0	0	0	0	0.00	0	0
	Sub-Total (C)	0	0	0	0	0	0	0
	GRAND TOTAL (A)+(B)+(C)	36042	24278035	22017191	100.00	100.00	0	0.00



(1)(b) Statement showing holding of securities (including shares, warrants, convertible securities) of persons belonging to the category "Promoter and Promoter Group"


Sr. No.	Name of the shareholder	Details of Shares held			Encumbered shares (*)			Details of warrants			Details of convertible securities		Total shares (including underlying shares assuming full conversion of warrants and convertible securities) as a % of diluted share capital
		Number of shares held	As a % of grand total (A)+(B)+(C)	No.	As a percentage (W)=(V/III)*100	As a % of grand total (A)+(B)+(C) of sub-class (I)(a)	Number of warrants held	As a % total number of warrants of the same class	Number of convertible securities held	As a % total number of convertible securities of the same class			
(i)	(ii)	(iii)	(iv)	(v)	(vi)	(vii)	(viii)	(ix)	(x)	(xi)	(xii)		
1	FUTURA POL YESTERS LIMITED	49940	0.21	0	0.00	0.00	0	0	0	0	0.21		
2	BHUPATI INVESTMENT AND FINANCE PVT LTD	234550	0.97	0	0.00	0.00	0	0	0	0	0.97		
3	MATYAGANDHA INVESTMENT AND FINANCE PVT LTD	2234643	9.20	0	0.00	0.00	0	0	0	0	9.20		
4	BHUPATI INVESTMENT AND FINANCE PVT LTD	200000	0.82	0	0.00	0.00	0	0	0	0	0.82		
5	BHUPATI INVESTMENTS AND FINANCE PVT LTD	779613	3.21	0	0.00	0.00	0	0	0	0	3.21		
6	BHUPATI INVESTMENTS AND FINANCE PVT LTD	1121	0.00	0	0.00	0.00	0	0	0	0	0.00		
7	BLOOMINGDALE INVESTMENT AND FINANCE P LTD	2412414	9.94	0	0.00	0.00	0	0	0	0	9.94		
8	BHUPATI INVESTMENTS AND FINANCE PRIVATE LIMITED	10477	0.04	0	0.00	0.00	0	0	0	0	0.04		
9	BHUPATI INVESTMENTS AND FINANCE PRIVATE LIMITED	1454783	5.99	0	0.00	0.00	0	0	0	0	5.99		
10	BHUPATI INVESTMENTS AND FINANCE PRIVATE LIMITED	174620	0.72	0	0.00	0.00	0	0	0	0	0.72		
11	BHUPATI INVESTMENTS AND FINANCE PRIVATE LIMITED	3844	0.02	0	0.00	0.00	0	0	0	0	0.02		
12	BHUPATI INVESTMENTS AND FINANCE PVT. LTD.	125917	0.52	0	0.00	0.00	0	0	0	0	0.52		
13	BHUPATI INVESTMENTS AND FINANCE PVT. LTD.	33013	0.14	0	0.00	0.00	0	0	0	0	0.14		
14	BHUPATI INVESTMENTS AND FINANCE PVT. LTD.	31535	0.13	0	0.00	0.00	0	0	0	0	0.13		
15	BHUPATI INVESTMENTS AND FINANCE PVT. LTD.	11635	0.05	0	0.00	0.00	0	0	0	0	0.05		
16	BHUPATI INVESTMENTS AND FINANCE PVT. LTD.	50777	0.21	0	0.00	0.00	0	0	0	0	0.21		
17	BHUPATI INVESTMENTS AND FINANCE PVT. LTD.	16022	0.07	0	0.00	0.00	0	0	0	0	0.07		
18	BHUPATI INVESTMENTS AND FINANCE PVT. LTD.	38209	0.16	0	0.00	0.00	0	0	0	0	0.16		
TOTAL		7863113	32.39	0	0.00	0.00	0	0	0	0	32.39		

(*) The term "encumbrance" has the same meaning as assigned to it in regulation 28(3) of the SAST Regulations, 2011




(D)(c)(i) Statement showing holding of securities (including shares, warrants, convertible securities) of persons belonging to the category "Public" and holding more than 1% of the total number of shares

Sr. No.	Name of the shareholder	Number of shares held	Shares as a percentage of total number of shares i.e., Grand Total (A)+(B)+(C) indicated in Statement at para (D)(a) above)	Details of warrants			Details of convertible securities		Total shares (including underlying shares assuming full conversion of warrants and convertible securities) as a % of diluted share capital
				Number of warrants held	As a % total number of warrants of the same class	Number of convertible securities held	% w.r.t total number of convertible securities of the same class		
1	LIFE INSURANCE CORP OF INDIA	1095613	4.51	0	0	0	0	4.51	
2	R.RATHEJA PROPERTIES PVT LTD	681854	2.81	0	0	0	0	2.81	
3	DISTRIBUTORS (BOMBAY) PVT LTD	889664	3.66	0	0	0	0	3.66	
4	DIPAK KANAYALAL SHAH	350000	1.44	0	0	0	0	1.44	
5	SUDHIR KESHAVJI SAMPAT	353966	1.46	0	0	0	0	1.46	
6	PERSIPHONE INVESTMENT LTD	765280	3.15	0	0	0	0	3.15	
7	RAJENDRA Y SHAH	575038	2.37	0	0	0	0	2.37	
TOTAL		4711415	19.41	0	0	0	0	19.41	




(D)(c)(ii) Statement showing holding of securities (including shares, warrants, convertible securities) of persons (together with PAC) belonging to the category "Public" and holding more than 5% of the total number of shares of the company

Sr. No.	Name(s) of the shareholder(s) and the Persons Acting in Concert (PAC) with them	Number of shares	Shares as a percentage of total number of shares i.e., Grand Total (A)+(B)+(C) indicated in Statement at para (I)(a) above}	Details of warrants		Details of convertible securities		Total shares (including underlying shares assuming full conversion of warrants and convertible securities) as a % of diluted share capital
				Number of warrants	As a % total number of warrants of the same class	Number of convertible securities held	% w.r.t total number of convertible securities of the same class	
	NIL		0.00	0	0	0	0	0
			0.00	0	0	0	0	0
TOTAL		0	0.00	0	0	0	0	0



(D)(d) Statement showing details of locked-in shares

Sr. No.	Name of the shareholder	Number of locked-in shares	Locked-in shares as a percentage of total number of shares (i.e., Grand Total (A)+(B)+(C) indicated in Statement at para (I)(a) above}	Promoter/Promoter Group/Public
1	MATSYAGANDHA INVESTMENT AND FINANCE PRIVATE LIMITED	200000	0.82	Promoter/Promoter Group
2	BHUPATI INVESTMENTS AND FINANCE PVT LTD	200000	0.82	Promoter/Promoter Group
TOTAL		400000	1.65	



(11)(a) Statement showing details of Depository Receipts (DRs)

Sr. No.	Type of outstanding DR (ADRs, GDRs, SDRs, etc.)	Number of outstanding DRs	Number of shares underlying outstanding DRs	Shares underlying outstanding DRs as a percentage of total number of shares {i.e., Grand Total (A)+(B)+(C) indicated in Statement at para (1)(a) above}
1	NIL			0.00
				0.00
TOTAL		0	0	0.00



(D)(b) Statement showing holding of Depository Receipts (DRs), where underlying shares held by "promoter/promoter group" are in excess of 1% of the total number of shares

Sr. No.	Name of the DR Holder	Type of outstanding DR (ADRs, GDRs, SDRs, etc.)	Number of shares underlying outstanding DRs	Shares underlying outstanding DRs as a percentage of total number of shares i.e., Grand Total (A)+(B)+(C) indicated in Statement at para (D)(a) above}
1	NIL			0.00
TOTAL			0	0.00

