



Introductory sub-table (I)(a)

Name of the Company: INNOVASSYNTH INVESTMENTS LTD			
Scrip Code:533315		Name of the scrip: INOVSYNTH class of security:EQUITY	
QUARTER ENDED: 31.12.2014			
Partly paid-up shares:-			
	No. of partly paid-up shares	As a % of total no. of partly paid-up shares	As a % of total no. of shares of the company
Held by promoter/promoter group	0	0	0
Held by public	0	0	0
Total - D	0	0	0
Outstanding convertible securities:-			
	No. of outstanding securities	As a % of total no. of outstanding convertible securities	As a % of total no. of shares of the company, assuming full conversion of the convertible securities
Held by promoter/promoter group	0	0	0
Held by public	0	0	0
Total - E	0	0	0
Warrants:-			
	No. of warrants	As a % of total no. of warrants	As a % of total no. of shares of the company, assuming full conversion of warrants
Held by promoter/promoter group	0	0	0
Held by public	0	0	0
Total - F	0	0	0
Total paid-up capital of the company, assuming full conversion of warrants and convertible securities		24278035	




Statement Showing Shareholding Pattern

		Table I(a)			Total shareholding as a percentage of total number of shares		Shares Pledged or otherwise encumbered	
Category code	Category of Shareholder	Number of Shareholders	Total number of shares	Number of shares held in dematerialized form	As a percentage of (A+B) ¹	As a percentage of (A+B+C)	Number of shares	As a percentage
	(II)	(III)	(IV)	(V)	(VI)	(VII)	(VIII)	(IX)= (VIII)/(IV)*100
(A)	Shareholding of Promoter and Indian							
(a)	Individuals/ Hindu Undivided Family				0.00	0.00	0.00	0.00
(b)	Central Government/ State Government(s)	0			0.00	0.00	0.00	0.00
(c)	Bodies Corporate	18	7863113	7863113	32.39	32.39	0.00	0.00
(d)	Financial Institutions/ Banks		0	0	0.00	0.00	0.00	0.00
(e)	Any Others(Specify)	0	0	0	0.00	0.00	0.00	0.00
(e-i)					0.00	0.00	0.00	0.00
(e-ii)					0.00	0.00	0.00	0.00
							0.00	
	Sub Total(A)(1)	18	7863113	7863113	32.39	32.39		0.00
2	Foreign							
a	Individuals (Non-Residents Individuals/ Foreign Individuals)	0	0	0	0.00	0.00	0.00	0.00
b	Bodies Corporate	0	0	0	0.00	0.00	0.00	0.00
c	Institutions	0	0	0	0.00	0.00	0.00	0.00
d	Qualified Foreign Investor	0	0	0	0.00	0.00	0.00	0.00
d-i	Any Others(Specify)						0.00	0.00
d-ii							0.00	0.00
	Sub Total(A)(2)	0	0	0	0.00	0.00	0.00	0.00
	Total Shareholding of	18	7863113	7863113	32.39	32.39	0.00	0.00
(B)	Public shareholding							
I	Institutions							
(a)	Mutual Funds/ UTI	13	72292	399	0.30	0.30	0.00	0.00
(b)	Financial Institutions/ Banks	49	11991	3708	0.05	0.05	0.00	0.00
(c)	Central Government/ State Government(s)	0	0	0	0.00	0.00	0.00	0.00
(d)	Venture Capital Funds	0	0	0	0.00	0.00	0.00	0.00
(e)	Insurance Companies	5	1316869	1316653	5.42	5.42	0.00	0.00
(f)	Foreign Institutional Investors	6	3276	0	0.01	0.01	0.00	0.00
(g)	Foreign Venture Capital Investors	0	0	0	0.00	0.00		
(h)	Qualified Foreign Investor	0	0	0	0.00	0.00		
(h-i)	Any Other (specify)				0.00	0.00	0.00	0.00
(h-ii)					0.00	0.00		
	Sub-Total (B)(1)	73	1404428	1320760	5.78	5.78	0.00	0.00
							0.00	0.00
B 2	Non-institutions						0.00	0.00
(a)	Bodies Corporate	436	2669088	2627025	10.99	10.99	0.00	
(b)	Individuals							




I	Individuals -i. Individual shareholders holding nominal share capital up to Rs 1 lakh	33470	6158740	5102168	25.37	25.37	0.00	0.00
II	ii. Individual shareholders holding nominal share capital in	106	4082580	4082580	16.82	16.82		
(c)	Qualified Foreign Investor	0	0	0	0.00	0.00	0	
(d)	Any Other (specify)							0.00
(d-i)	Others	0	0	0	0.00	0.00	0.00	0.00
(d-ii)	Clearing member	10	1930	1930	0.01	0.01	0.00	0.00
(d-iii)	NRIs	158	507791	505618	2.09	2.09	0.00	0.00
(d-iv)	Overseas Corporate Bodies	4	1042584	0	4.29	4.29	0.00	0.00
(d-v)	Foreign Corp Bodies (Including F	0	0	0	0.00	0.00	0.00	0.00
(d-vi)	Customers	0	0	0	0.00	0.00	0.00	0.00
(d-vii)	Suppliers	0	0	0	0.00	0.00	0.00	0.00
(d-viii)	Foreign Nationals	0	0	0	0.00	0.00	0.00	0.00
(d-ix)	Trusts	20	8758	1748	0.04	0.04	0.00	0.00
(d-x)	Foreign (Promoters)	0	0	0	0.00	0.00	0.00	0.00
(d-xi)	Directors Relatives	4	32679	32669	0.13	0.13	0.00	0.00
(d-xii)	Hindu Undivided Families	402	506344	506344	2.09	2.09	0.00	0.00
		0	0	0	0.00	0.00	0	0.00
	Sub-Total (B)(2)	34610	15010494	12860082	61.83	61.83	0.00	0.00
(B)	Total Public Shareholding (B)= (B)(1)+(B)(2)	34683	16414922	14180842	67.61	67.61	0.00	0.00
	TOTAL (A)+(B)	34701	24278035	22043955	100.00	100.00	0.00	0.00
(C)	Shares held by Custodians and against which Depository Receipts have been issued							
1	Promoter and Promoter Group	0	0	0	0	0.00	0	0
2	Public	0	0	0	0	0.00	0	0
	Sub-Total (C)	0	0	0	0	0	0	0
	GRAND TOTAL (A)+(B)+(C)	34701	24278035	22043955	100.00	100.00	0	0.00



(1)(b) Statement showing holding of securities (including shares, warrants, convertible securities) of persons belonging to the category "Promoter and Promoter Group"

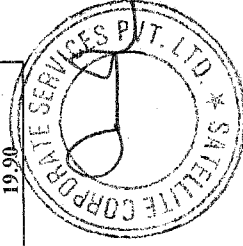
Sr. No.	Name of the shareholder	Details of Shares held		Encumbered shares (*)			Details of warrants		Details of convertible securities		Total shares (including underlying shares assuming full conversion of warrants and convertible securities) as a % of diluted share capital
		Number of shares held	As a % of grand total (A)+(B)+(C)	No.	As a percentage (VI)=(V)/(III)*100	As a % of grand total of sub-clause (IXa)	Number of warrants held	As a % total number of warrants of the same class	Number of convertible securities held	As a % total number of convertible securities of the same class	
(i)	(ii)	(iii)	(iv)	(v)	(vi)	(vii)	(viii)	(ix)	(x)	(xi)	(xii)
1	FUTURA POLYESTERS LIMITED	49940	0.21	0	0.00	0.00	0	0	0	0	0.21
2	BHUPATI INVESTMENT AND FINANCE PVT LTD	234550	0.97	0	0.00	0.00	0	0	0	0	0.97
3	MATSYAGANDHA INVESTMENT AND FINANCE PVT LTD	2231643	9.70	0	0.00	0.00	0	0	0	0	9.20
4	BHUPATI INVESTMENT AND FINANCE PVT LTD	200000	0.82	0	0.00	0.00	0	0	0	0	0.82
5	BHUPATI INVESTMENTS AND FINANCE PVT LTD	779613	3.21	0	0.00	0.00	0	0	0	0	3.21
6	BHUPATI INVESTMENTS AND FINANCE PVT LTD	1121	0.00	0	0.00	0.00	0	0	0	0	0.00
7	BLOOMINGDALE INVESTMENT AND FINANCE PVT LTD	2412414	9.94	0	0.00	0.00	0	0	0	0	9.94
8	BHUPATI INVESTMENTS AND FINANCE PRIVATE LIMITED	10477	0.04	0	0.00	0.00	0	0	0	0	0.04
9	BHUPATI INVESTMENTS AND FINANCE PRIVATE LIMITED	1454783	5.99	0	0.00	0.00	0	0	0	0	5.99
10	BHUPATI INVESTMENTS AND FINANCE PRIVATE LIMITED	174620	0.72	0	0.00	0.00	0	0	0	0	0.72
11	BHUPATI INVESTMENTS AND FINANCE PRIVATE LIMITED	3844	0.02	0	0.00	0.00	0	0	0	0	0.02
12	BHUPATI INVESTMENTS AND FINANCE PVT. LTD.	125917	0.52	0	0.00	0.00	0	0	0	0	0.52
13	BHUPATI INVESTMENTS AND FINANCE PVT. LTD.	33013	0.14	0	0.00	0.00	0	0	0	0	0.14
14	BHUPATI INVESTMENTS AND FINANCE PVT. LTD.	31535	0.13	0	0.00	0.00	0	0	0	0	0.13
15	BHUPATI INVESTMENTS AND FINANCE PVT. LTD.	11635	0.05	0	0.00	0.00	0	0	0	0	0.05
16	BHUPATI INVESTMENTS AND FINANCE PVT. LTD.	50777	0.21	0	0.00	0.00	0	0	0	0	0.21
17	BHUPATI INVESTMENTS AND FINANCE PVT. LTD.	16022	0.07	0	0.00	0.00	0	0	0	0	0.07
18	BHUPATI INVESTMENTS AND FINANCE PVT. LTD.	38209	0.16	0	0.00	0.00	0	0	0	0	0.16
TOTAL		7863113	32.39	0	0.00	0.00	0	0	0	0	32.39



(*) The term "encumbrance" has the same meaning as assigned to it in regulation 28(3) of the SAST Regulations, 2011


(I)(c)(i) Statement showing holding of securities (including shares, warrants, convertible securities) of persons belonging to the category "Public" and holding more than 1% of the total number of shares

Sr. No.	Name of the shareholder	Number of shares held	Shares as a percentage of total number of shares (i.e., Grand Total (A)+(B)+(C) indicated in Statement at para (H)(a) above)	Details of warrants		Details of convertible securities		Total shares (including underlying shares assuming full conversion of warrants and convertible securities) as a % of diluted share capital
				Number of warrants held	As a % total number of warrants of the same class	Number of convertible securities held	% w.r.t total number of convertible securities of the same class	
1	LIFE INSURANCE CORP OF INDIA	1095613	4.51	0	0	0	0	4.51
2	R. RAHEJA PROPERTIES PVT LTD	681854	2.81	0	0	0	0	2.81
3	DISTRIBUTORS (BOMBAY) PVT LTD	974954	4.02	0	0	0	0	4.02
4	DIPAK KANAYALAL SHAH	360000	1.48	0	0	0	0	1.48
5	KADAMBARI RAJENDRA SHAH	300025	1.24	0	0	0	0	1.24
6	SUDHIR KESHA VII SAMPAT	353966	1.46	0	0	0	0	1.46
7	KAHINI RAJENDRA SHAH	300025	1.24	0	0	0	0	1.24
8	PERSIPHONE INVESTMENT LTD	765280	3.15	0	0	0	0	3.15
TOTAL		4831717	19.90	0	0	0	0	19.90




(D)(c)(ii) Statement showing holding of securities (including shares, warrants, convertible securities) of persons (together with PAC) belonging to the category "Public" and holding more than 5% of the total number of shares of the company

Sr. No.	Name(s) of the shareholder(s) and the Persons Acting in Concert (PAC) with them	Number of shares	Shares as a percentage of total number of shares {i.e., Grand Total (A)+(B)+(C) indicated in Statement at para (D)(a) above}	Details of warrants		Details of convertible securities		Total shares (including underlying shares assuming full conversion of warrants and convertible securities) as a % of diluted share capital
				Number of warrants	As a % total number of warrants of the same class	Number of convertible securities held	% w.r.t total number of convertible securities of the same class	
	NIL		0.00	0	0	0	0	0
			0.00	0	0	0	0	0
TOTAL				0	0	0	0	0




(D)(d) Statement showing details of locked-in shares

Sr. No.	Name of the shareholder	Number of locked-in shares	Locked-in shares as a percentage of total number of shares {i.e., Grand Total (A)+(B)+(C) indicated in Statement at para (I)(a) above}	Promoter/Promter Group/Public
	NIL	0	0.00	




(II)(a) Statement showing details of Depository Receipts (DRs)

Sr. No.	Type of outstanding DR (ADRs, GDRs, SDRs, etc.)	Number of outstanding DRs	Number of shares underlying outstanding DRs	Shares underlying outstanding DRs as a percentage of total number of shares {i.e., Grand Total (A)+(B)+(C) indicated in Statement at para (D)(a) above}
1	NIL			0.00
				0.00
TOTAL		0	0	0.00



(II)(b) Statement showing holding of Depository Receipts (DRs), where underlying shares held by "promoter/promoter group" are in excess of 1% of the total number of shares

Sr. No.	Name of the DR Holder	Type of outstanding DR (ADRs, GDRs, SDRs, etc.)	Number of shares underlying outstanding DRs	Shares underlying outstanding DRs as a percentage of total number of shares {i.e., Grand Total (A)+(B)+(C) indicated in Statement at para (I)(a) above}
1	NIL			0.00
				0.00
TOTAL				



II (a) Statement showing the voting pattern of shareholders, if more than one class of shares/securities is issued by the issuer.

(Give description of voting rights for each class of security Class X, Class Y, Class Z)

QUARTER ENDED: 31.12.2014

Category Code	Category of shareholder	Number of Voting Rights held in each class of			Total Voting Rights (III+IV+V) (VI)	Total Voting Rights (VI)	
		Class X	Class Y	Class Z		As a % of (A+B) (VII)	As a % of (A+B+C) (VIII)
(I)	(II)	(IV)	(V)	(VI)	(VII)	(VIII)	
A)	Promoter and Promoter Group						
(1)	Indian						
(a)	Individuals/Hindu Undivided Family						
(b)	Central/State Government(s)						
(c)	Bodies Corporate						
(d)	Financial Institutions/Banks						
(e)	Any Other (specify)						
	Sub-Total (A) (1)	N.A.	N.A.	N.A.	N.A.	N.A.	N.A.
(2)	Foreign						
(a)	Individuals (Non Resident/Foreign)						
(b)	Bodies Corporate						
(c)	Institutions						
(d)	Any Other (specify)						
	Sub-Total (A)(2)	N.A.	N.A.	N.A.	N.A.	N.A.	N.A.
	Total Shareholding of Promoter and Promoter Group (A)=(A)(1) + (A)(2)						
B)	Public Shareholding						
(1)	Institutions						
(a)	Mutual Funds/UTI						
(b)	Financial Institutions/Banks						
(c)	Central/State Government(s)						
(d)	Venture Capital Funds						
(e)	Insurance Companies						
(f)	Foreign Institutional Investors						
(g)	Foreign Venture Capital Investors						
(h)	Any Other (specify)						
	Sub-Total (B) (1)	N.A.	N.A.	N.A.	N.A.	N.A.	N.A.
(2)	Non Institutions						
(a)	Bodies Corporate						
(b)	Individuals						
	i. Individual shareholders holding nominal share capital upto Rs. 1 lakh						
	ii. Individual shareholders holding nominal share capital in excess of Rs. 1 lakh.						
(c)	Any Other (specify)						
	Sub-Total (B) (2)	N.A.	N.A.	N.A.	N.A.	N.A.	N.A.
	TOTAL (A) + (B)	N.A.	N.A.	na	N.A.	N.A.	N.A.
(C)	Shares held by Custodians and against which Depository Receipts have been issued						
	GRAND TOTAL (A)+(B)+(C)	N.A.	N.A.	N.A.	N.A.	N.A.	N.A.

